


Neighbourhood Community Infrastructure Levy (CIL) Priorities 2017-2020

Consultation Findings

April 2017

Highlights - Brent

A six-week consultation to identify strategic funding priorities for each of the five CIL Neighbourhoods was open from 15 February 2017 to 30 March 2017



675

Responses received

27 of these responses were by post.
The remainder were online



43%

Are satisfied or very satisfied with their local area

The highest levels of satisfaction were seen in Kilburn CIL Neighbourhood, and the lowest in Harlesden



1. Parks & open spaces
2. Transport & roads
3. Schools & education facilities



What are the best things about the local area?

Transport & Roads – Positive comments related to transport in Brent



1. Town Centre and High Streets
2. Transport and roads
3. Community spaces and cultural facilities


What are the worst things about the local area?

Transport & Roads – Negative comments related to the maintenance of roads and pavements



[illegible]

A word cloud visualization of urban issues and social problems. The most prominent words are "street cleaning", "road maintenance", "crime", "parking", "activities for teenagers", "anti-social behaviour", "fly tipping", "overcrowded rental properties", "lack of cycle facilities", "mental health", "dog mess", "air quality", "library", "traffic", "affordable housing", "drug use", "rental properties", "street drinking", "work of police", "planning department", "council", "local authority", "public space", "community", "neighbourhood", "area", "zone", "district", "ward", "parish", "borough", "city", "town", "village", "hamlet", "rural area", "urban area", "suburban area", "semi-urban area", "peri-urban area", "exurbia", "edge city", "new town", "satellite town", "conurbation", "metropolitan area".

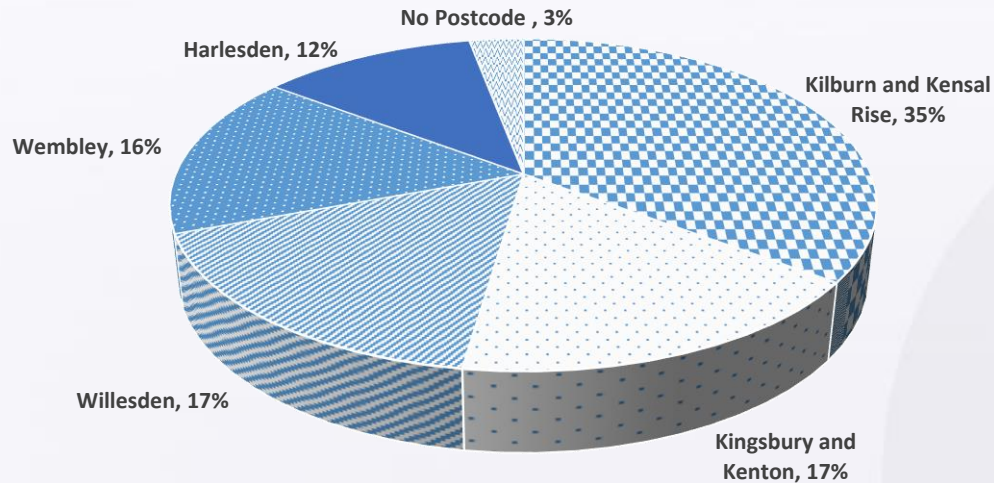


424

Initial project ideas will be reviewed, and those best aligned to the eventual Neighbourhood CIL priorities, will be supported to develop more detailed proposals to be put forward for shortlisting.

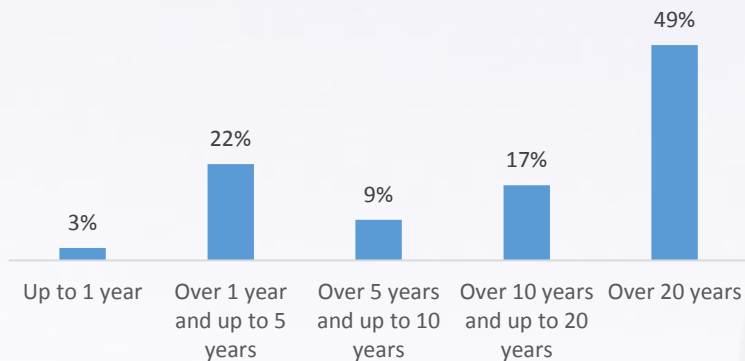
Highlights - Brent

Responses received by CIL Neighbourhood



The highest proportion of responses was received from Kilburn CIL neighbourhood (35%). CIL Neighbourhoods with a lower response rate may indicate that more targeted engagement is needed to encourage project proposals and support the development of proposals from these CIL Neighbourhoods

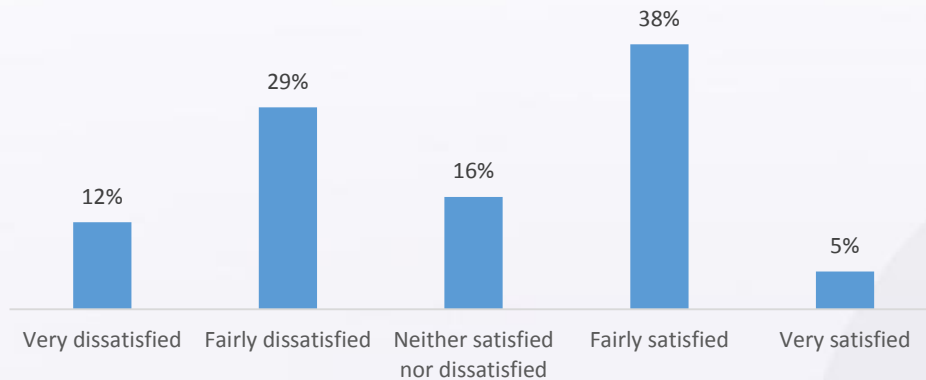
Connection to Brent



The majority of respondents have a 20 year+ connection to Brent.

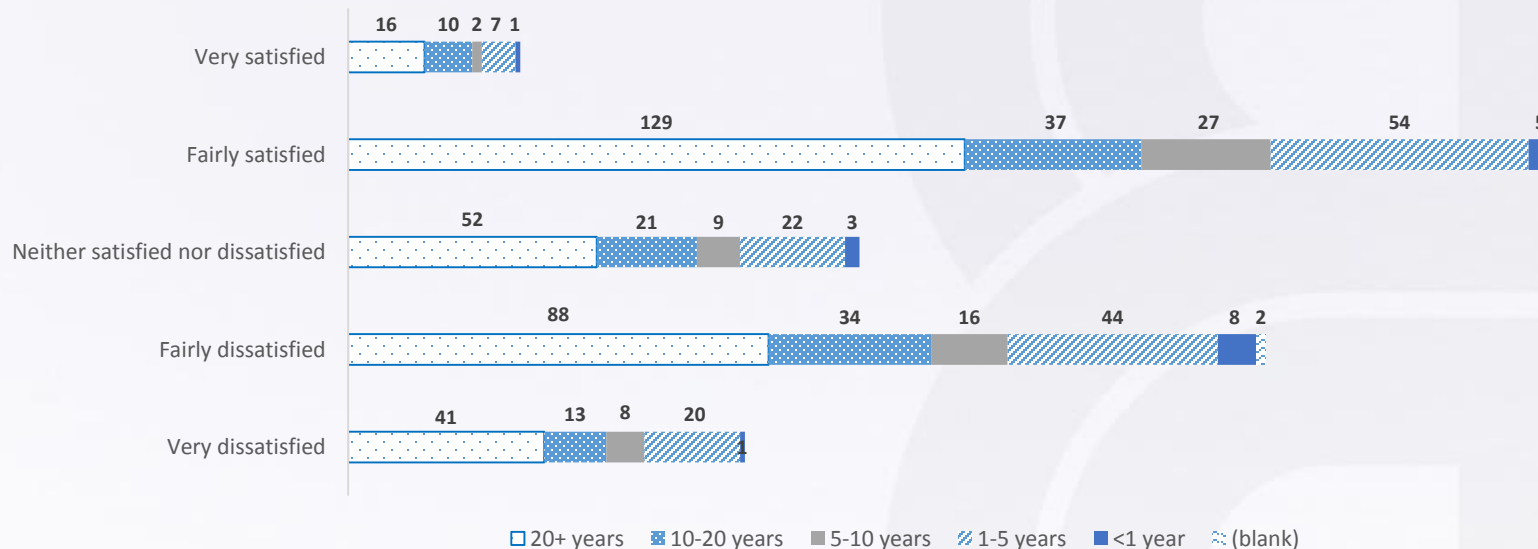
Highlights - Brent

How satisfied are you with your local area?




Whilst the majority of respondents (38%) were at least fairly satisfied with their local area – a significant proportion are very dissatisfied (12%). As the consultation did not ask respondents why they were satisfied or dissatisfied, the implementation of NCIL projects should aim to reduce levels of dissatisfaction.

How satisfied are you with your local area?



Harlesden CIL Neighbourhood

£ 98k available (6 April 2017)



79

Responses received



44%

**Are satisfied or very satisfied
with their local area**



1. Parks and open spaces
2. Transport and roads
3. Leisure and sports facilities

What are the best things about the local area?



1. Transport and roads
2. Community spaces and cultural facilities
3. Town Centre and High Streets

What are the worst things about the local area?



1. Town Centre and High Streets
2. Transport and roads
3. Community spaces and cultural facilities

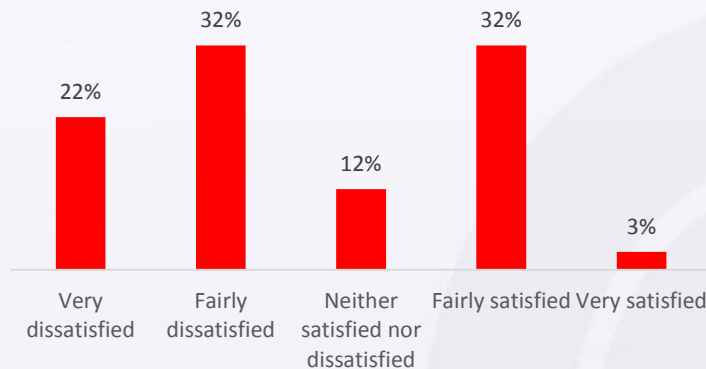
Top three spending priorities

Harlesden CIL Neighbourhood

£ 98k available (6 April 2017)

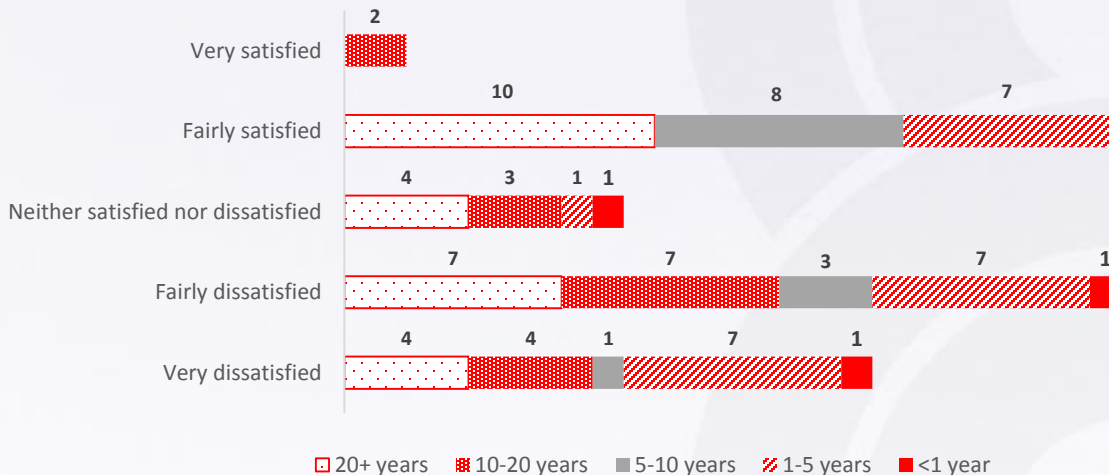


How satisfied - Harlesden



Harlesden CIL Neighbourhood has the highest proportion of respondents (54%) who were fairly or very dissatisfied.

How satisfied - Harlesden



Harlesden CIL Neighbourhood

£ 98k available (6 April 2017)

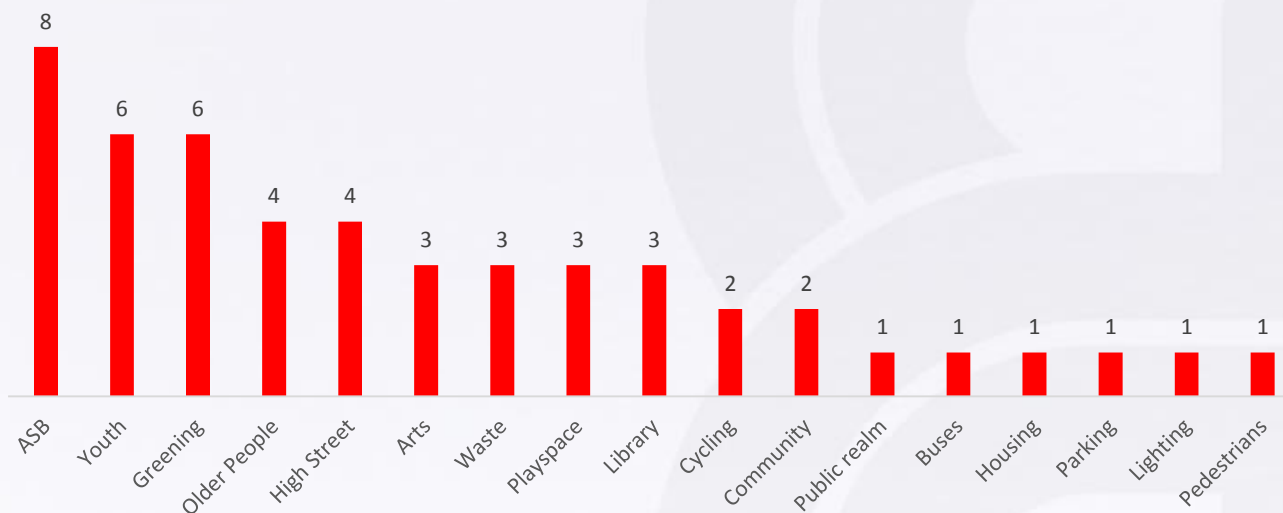


Other Funding Priorities - Harlesden

1. ASB – 6 respondents
2. Youth – 4 Respondents
3. Road Defects – 3 Respondents

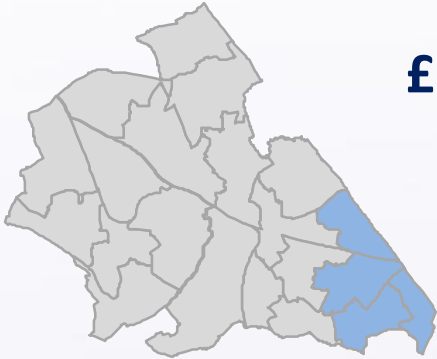


Initial Project Ideas – Harlesden (50)



Kilburn & Kensal CIL Neighbourhood

£ 580k available (6 April 2017)



238

Reponses received



48%

**Are satisfied or very satisfied
with their local area**



1. Parks and open spaces
2. Transport and roads
3. Community spaces and cultural facilities

What are the best things about the local area?



1. Community spaces and cultural facilities
2. Town Centre and High Streets
3. Transport and roads

What are the worst things about the local area?

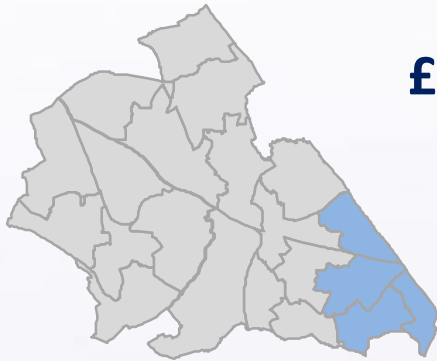


1. Community spaces and cultural facilities
2. Transport and roads
3. Schools and education facilities

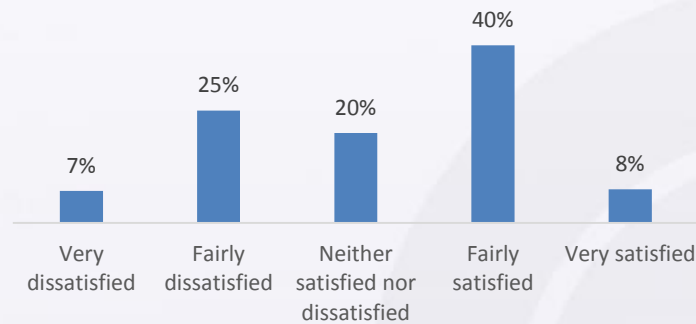
Top three spending priorities

Kilburn & Kensal CIL Neighbourhood

£ 580k available (6 April 2017)

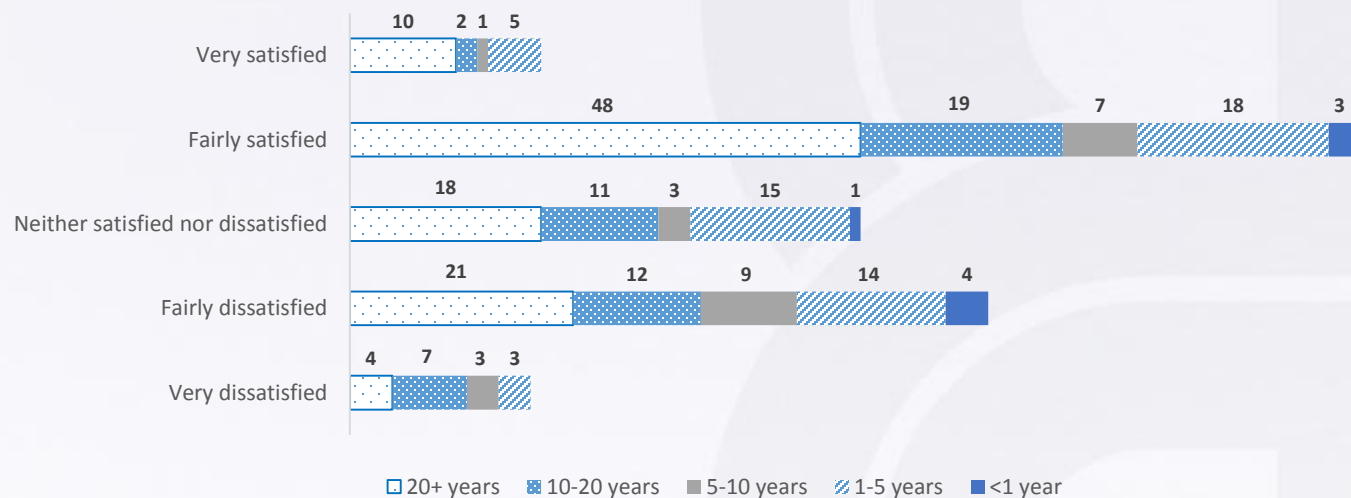


How satisfied - Kilburn



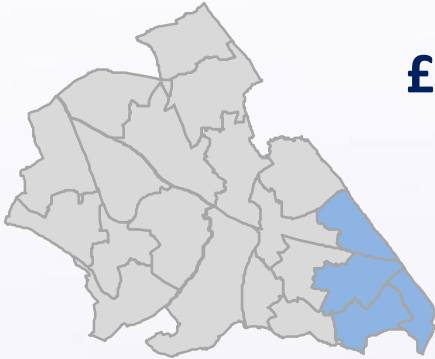
Kilburn & Kensal CIL Neighbourhood has the highest proportion of respondents who were fairly or very satisfied (48%).

How satisfied - Kilburn



Kilburn & Kensal CIL Neighbourhood

£ 580k available (6 April 2017)

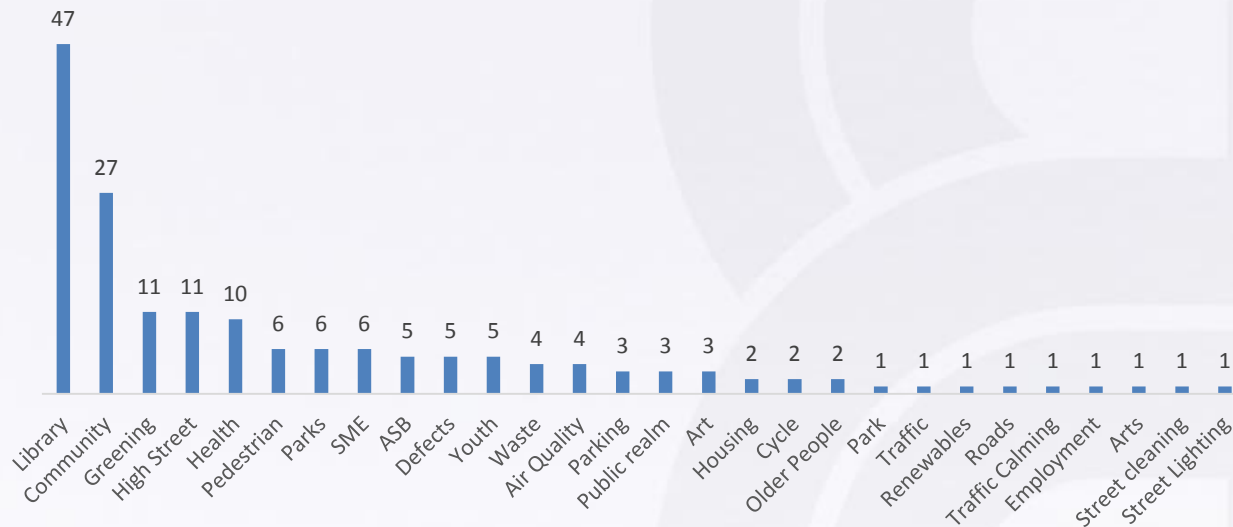


Other Funding Priorities - Kilburn

1. Libraries – 12 respondents
2. Road Defects – 7 respondents
3. ASB - 5 respondents
4. Youth – 4 respondents

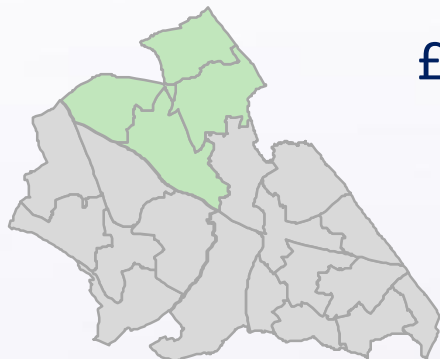


Initial Project Ideas – Kilburn (171)




Kingsbury & Kenton CIL Neighbourhood

£ 407k available (6 April 2017)



115

Responses received



46%

Are satisfied or very satisfied
with their local area



1. Parks and open spaces
2. Schools and education facilities
3. Transport and roads

What are the best things about the local area?



1. Town Centre and High Streets
2. Transport and roads
3. Leisure and sports facilities

What are the worst things about the local area?

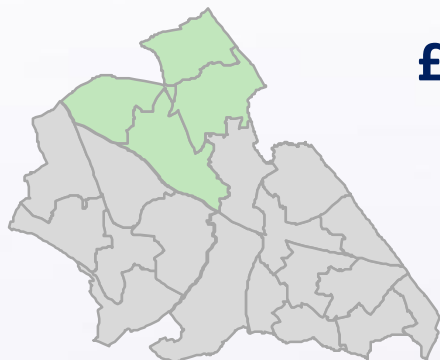


1. Transport and roads
2. Town Centre and High Streets
3. Parks and open spaces

Top three spending priorities

Kingsbury & Kenton CIL Neighbourhood

£ 407k available (6 April 2017)

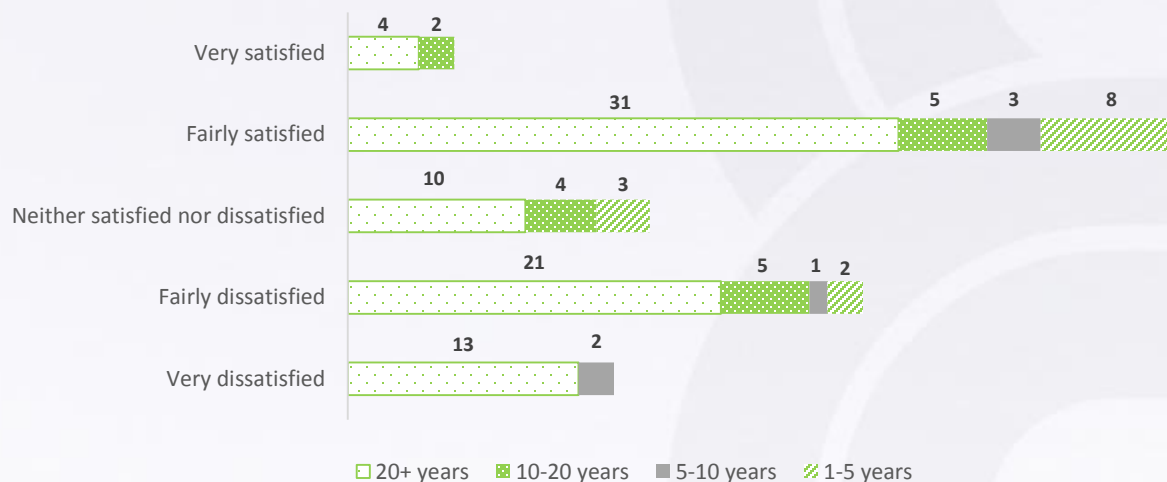


How satisfied - Kingsbury



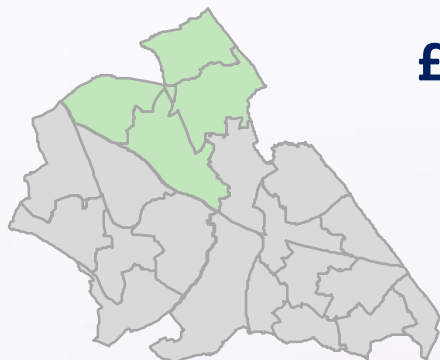
Kingsbury & Kenton CIL Neighbourhood has the second lowest proportion of respondents who are fairly or very dissatisfied (39%)

How satisfied - Kingsbury



Kingsbury & Kenton CIL Neighbourhood

£ 407k available (6 April 2017)

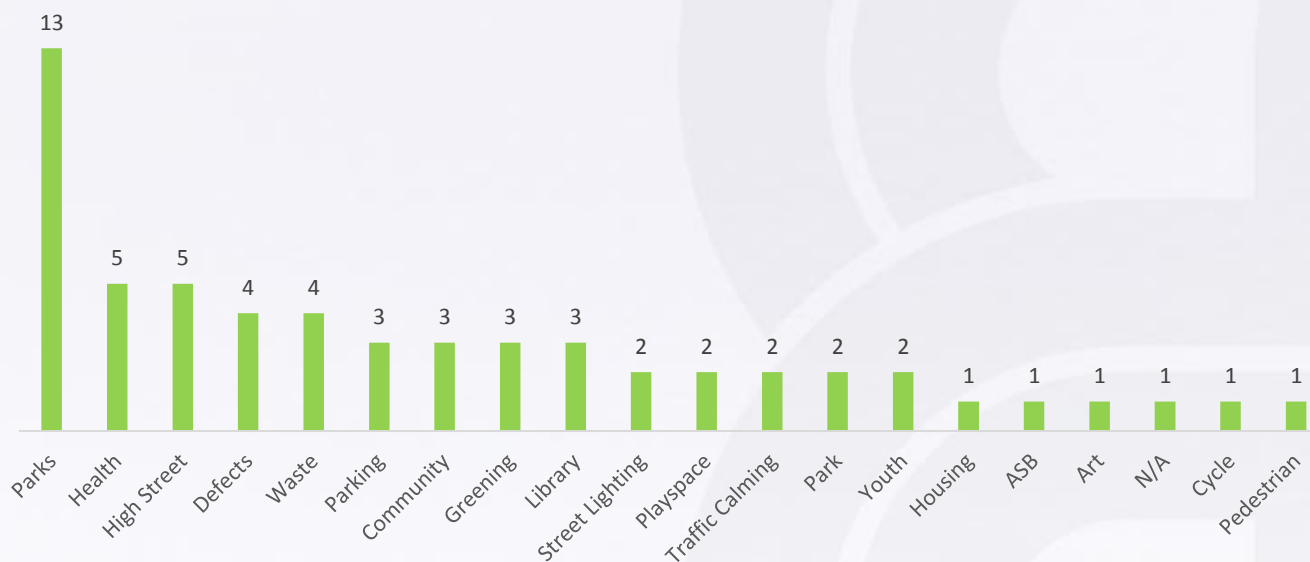


Other Funding Priorities - Kingsbury

1. Road Defects – 2 respondents
2. ASB, Greening, Housing, Parking, street cleaning, youth high street, sports (1 respondent each)


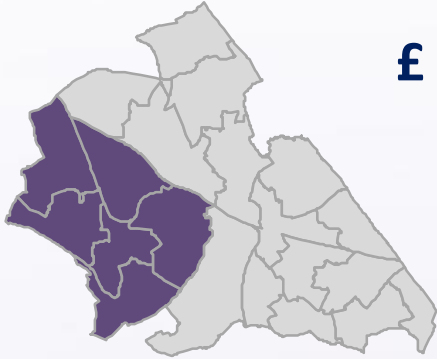


Initial Project Ideas - Kingsbury (59)



Wembley CIL Neighbourhood

£ 2.1m available (6 April 2017)



**Are satisfied or very satisfied
with their local area**



1. Parks and open spaces
2. Transport and roads
3. Community spaces and cultural facilities

What are the best things about the local area?



1. Town Centre and High Streets
2. Transport and roads
3. Health facilities

What are the worst things about the local area?

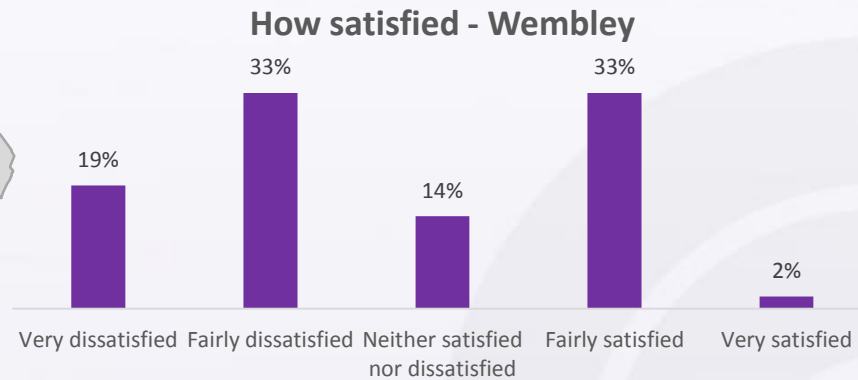
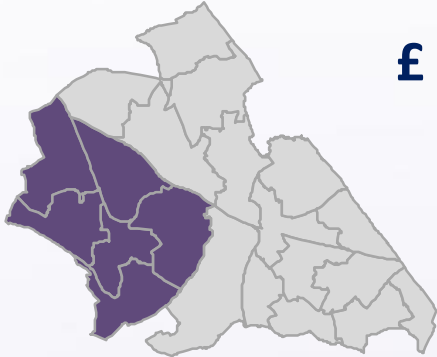


1. Transport and roads
1. Town Centre and High Streets
3. Parks and open spaces
4. Community spaces and cultural facilities

Top three spending priorities

Wembley CIL Neighbourhood

£ 2.1m available (6 April 2017)

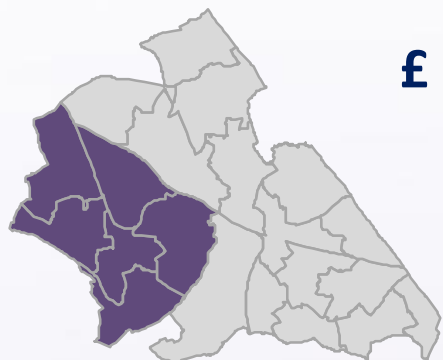


Wembley CIL Neighbourhood
has lowest number of
respondents who were fairly or
very satisfied (35%)



Wembley CIL Neighbourhood

£ 2.1m available (6 April 2017)

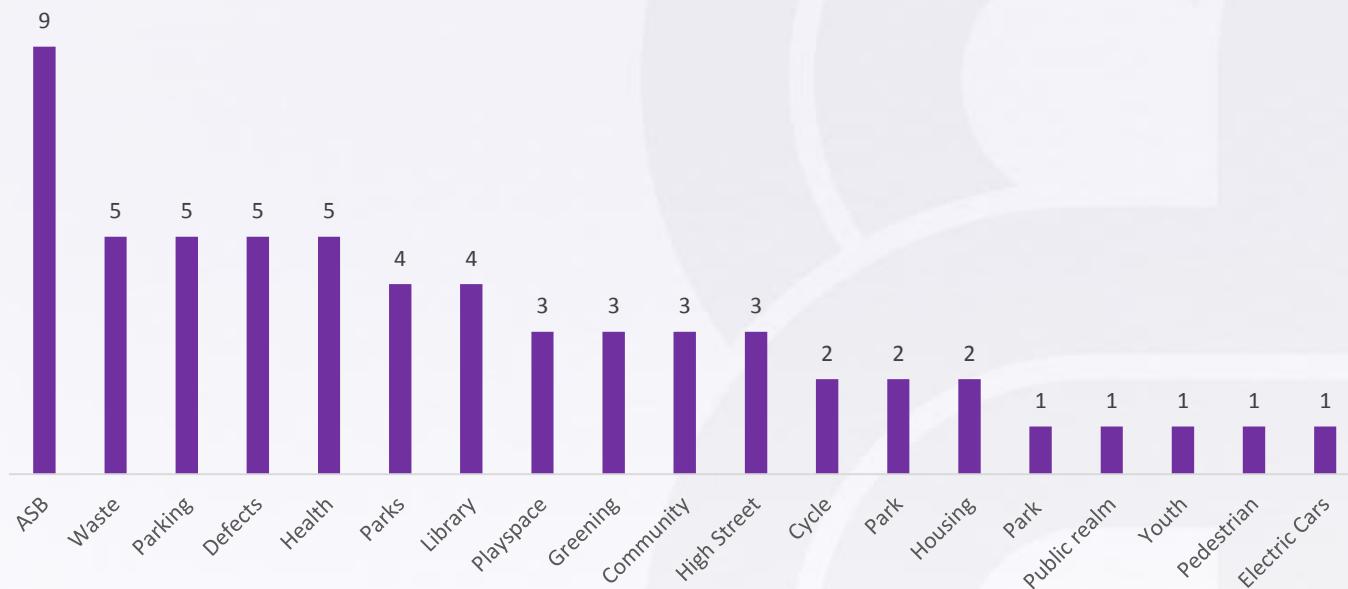


Other Funding Priorities - Wembley

1. ASB – 8 respondents
2. Parking – 3 respondents
3. Social Care– 3 respondents

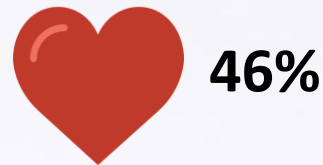
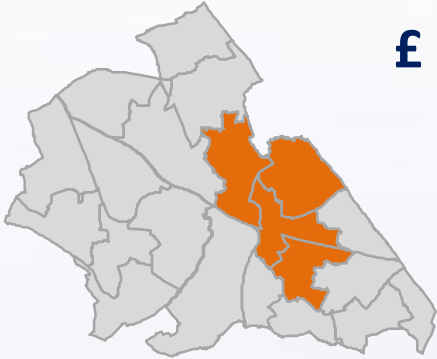


Initial Project Ideas - Wembley (60)



Willesden CIL Neighbourhood

£ 203k available (6 April 2017)



**Are satisfied or very satisfied
with their local area**



1. Parks and open spaces
2. Transport and roads
3. Waste and recycling facilities

What are the best things about the local area?



1. Town Centre and High Streets
2. Transport and roads
3. Community spaces and cultural facilities

What are the worst things about the local area?

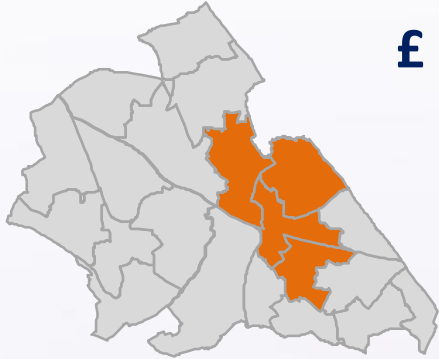


1. Town Centre and High Streets
2. Transport and roads
3. Community spaces and cultural facilities

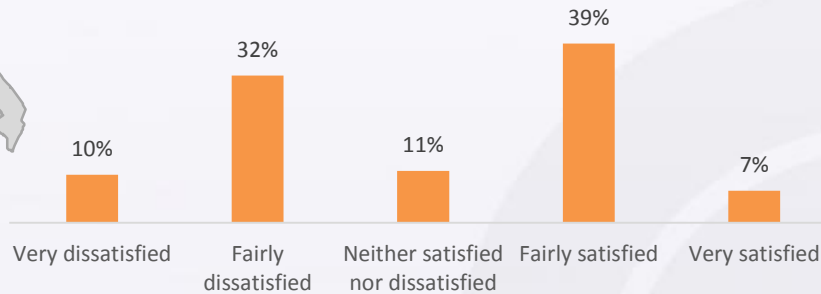
Top three spending priorities

Willesden CIL Neighbourhood

£ 203k available (6 April 2017)

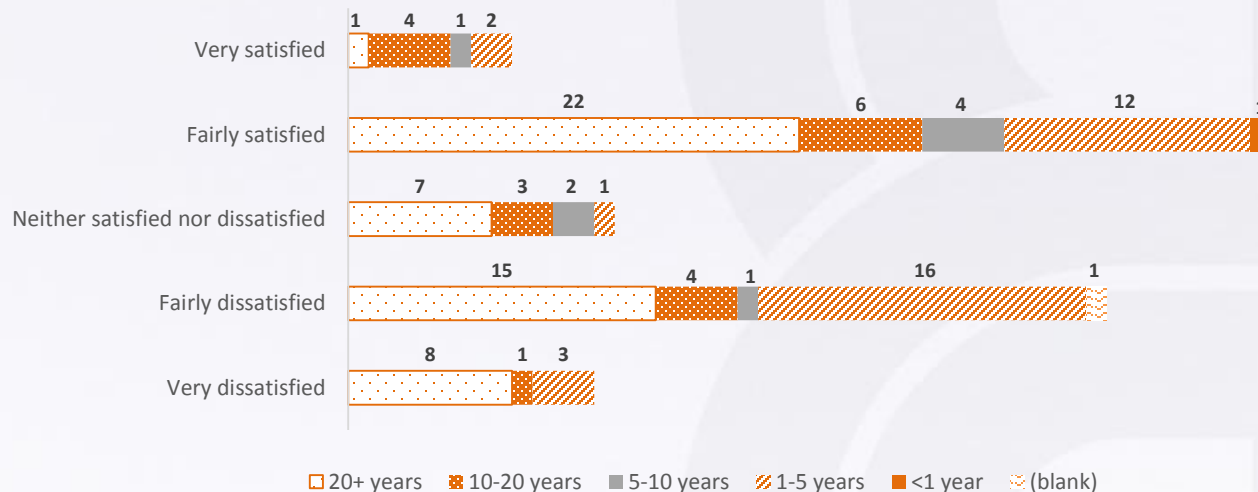


How satisfied - Willesden



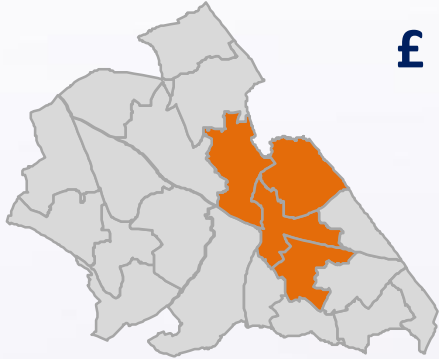
Willesden CIL Neighbourhood has the second highest level of respondents who are fairly or very satisfied (46%)

How satisfied - Willesden



Willesden CL Neighbourhood

£ 203k available (6 April 2017)

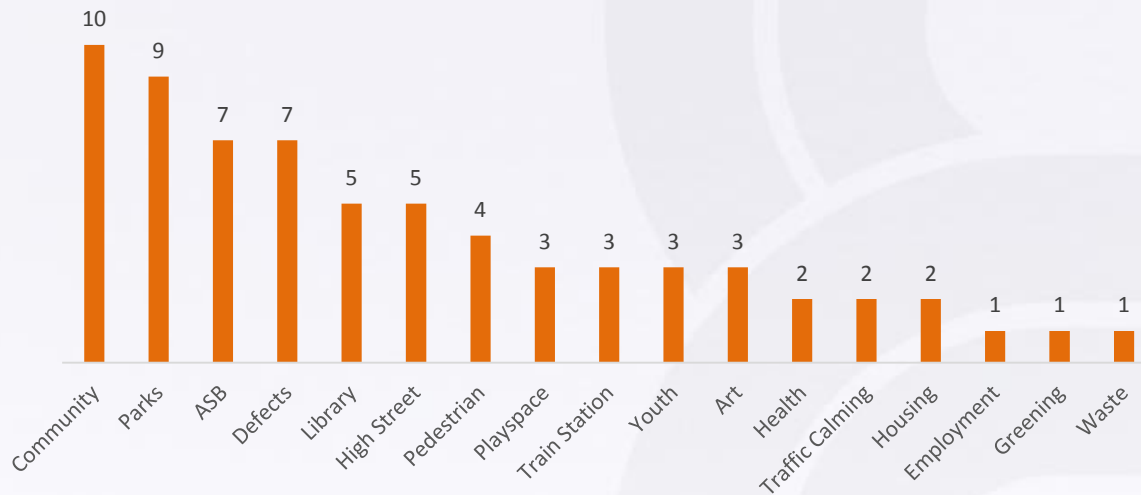


Other Funding Priorities - Willesden

1. Road Defects – 7 respondents
2. ASB – 3 respondents
3. Youth – 3 respondents



Initial Project Ideas - Willesden (68)



Equalities

Sex	
Female	57%
Male	39%
Prefer not to say	4%
Grand Total	100%

Age	
35-44	24%
55-64	20%
45-54	18%
65+	17%
25-34	13%
Prefer not to say	6%
16-24	3%
Grand Total	100%

Sexual orientation	
Heterosexual / Straight	76%
Prefer not to say	20%
Gay man	2%
Gay woman/Lesbian	1%
Bisexual	0%
Grand Total	100%

Disability	
No	82%
Prefer not to say	9%
Yes	9%
Grand Total	100%

Gender – same as at birth?	
Yes	87%
Prefer not to say	11%
No	1%
Grand Total	100%

Religion/belief	
Christian	31%
No religious belief	23%
Prefer not to say	21%
Hindu	6%
Agnostic	5%
Jewish	5%
Muslim	4%
Humanist	2%
Sikh	1%
Buddhist	1%
Grand Total	100%

Equalities

Ethnicity		How did you hear about this consultation?	
White: British /English/ Welsh/ Scottish/ Northern Irish	42%	Email	54%
White: Other	14%	Social media	16%
Asian or Asian British: Indian	9%	Word of mouth	11%
Prefer not to say	8%	Brent website	6%
Asian or Asian British: Bangladeshi	8%	Other	6%
White: Irish	4%	Poster	5%
Black or Black British: Caribbean	3%	Brent Connects	1%
Mixed/Dual Heritage: Any Other Mixed Background	2%	Leaflet	1%
Black or Black British: African	2%	Local newspaper	0%
Other Ethnic Groups / Any other Groups	1%	Don't know	0%
Asian/Asian British/Other Asian Background	1%	Grand Total	100%
Asian or Asian British: Pakistani	1%		
Black/Black British/ Other Black Background	1%		
Mixed/Dual Heritage: White & Asian	1%		
Black or Black British: Somali	1%		
Other Ethnic Groups: Turkish	1%		
Grand Total	100%		

Once Neighbourhood priorities are chosen – support will need to be provided to ensure that BME groups and younger residents are more represented in project proposals and development, and that a range of engagement techniques are used.